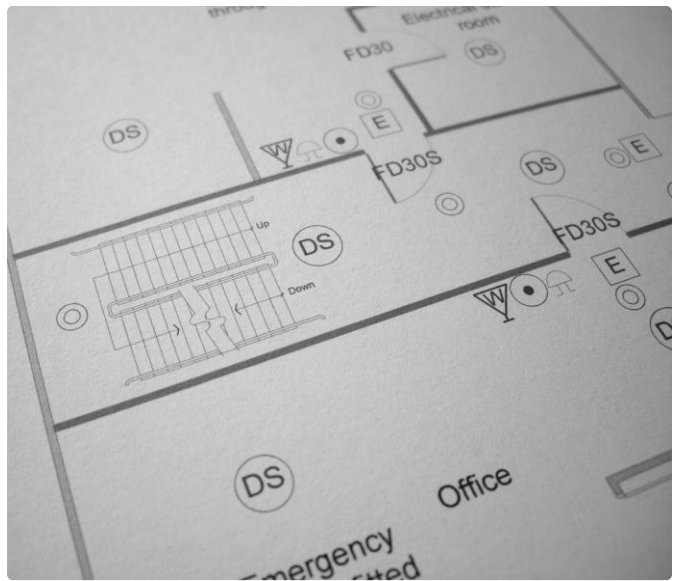


Your Fire Safety Plan




Owner &
Resident Package

3111 Varsity

3111 34 Avenue NW
Calgary, AB



This Fire Safety Plan was custom engineered to your building  Fahrenheit 451



Important Contact Information for Your Building

Property Manager / Agent

Name:	Renaissance Management
Address:	203 110 Country Hills Landing NW, Calgary, AB, T3K 5P3
Telephone:	(403) 239-6390
Emergency Number:	(587) 433-5877

Building Owner

Name:	Condominium Corporation 0513297
-------	---------------------------------

Detailed Fire Safety Plan

Your building is equipped with a *Detailed Fire Safety Plan*. This plan is available by request from your property management company. Please contact your property manager for more details.



Emergency Procedures for Your Building

Emergency Procedure

The action to be taken by occupants in a Fire Emergency is posted on each Floor at:

All Elevator Lobbies

Instructions to Occupants

The actions to be taken by occupants in emergency situations will be posted on each floor and will read as follows:

Upon Discovery of Fire

1. Leave the fire area
2. Activate fire alarm system by using a red pull station located near the exit from each floor.
3. Close all doors behind you
4. Call the Calgary Fire Department (Dial 911) from a safe place.
5. Do not use the elevators.
6. Meet in the designated Muster area if there is one.
7. Do not return until the Fire Official has declared the situation safe.

If a Fire Alarm is Heard From Within a Suite

1. Before opening the door, feel the knob for heat. If it is not hot, brace yourself against the door and open it slightly. If you feel air pressure or a hot draft, close the door quickly.
2. If you find no fire or smoke in the corridor, CLOSE the door behind you, and leave by nearest exit stairwell and call the Calgary Fire Department at 911 when you are in a safe location.
3. If you encounter smoke in the corridor or stairwell, consider using the exit stairwell at the other end of the corridor, which may be clear, or return to your suite.



Evacuating Endangered Occupants & Occupants Unable To Leave Suites

If you cannot leave your suite, or have to return to it because of heavy smoke or fire, remain in your suite and:

1. Close the Door.
2. Unlock the door in the event fire fighters may need to enter your suite.
3. Seal all cracks where smoke may get in by using wet towels or sheets (e.g., under the door, air conditioning, and heating vents).
4. If you require assistance for evacuation, dial 911 and tell the Calgary Fire Department where you are. Signal to the fire fighters by waving a sheet from a window or balcony.
5. Crouch low to the floor if smoke comes into the room.
6. Move to the balcony or most protected room and partially open a window for air. (Close the window if smoke comes in).
7. Remain calm and wait to be rescued. Do not consider jumping.

General

Occupants are advised to:

1. Be fully acquainted with the fire protection installations that are provided for your safety.
2. Know where the fire extinguishers are located, as well as the pull stations, and fire exits.
3. Call the Calgary Fire Department at 911 if you need emergency assistance.
4. Know the address of your building.
5. Your building is fully sprinklered including your suite. Only one sprinkler will activate during a fire. If the fire spreads to another part of the room then a second sprinkler head will activate as required.



Notice for Persons Requiring Assistance

Dear Residents;

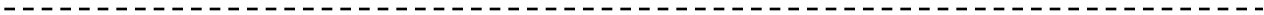
As required in our Fire Safety Plan and in order to ensure the safety of all residents during any emergency in the building, we are asking for your co-operation.

If you have any person residing in your Suite who would require special assistance during evacuation or any emergency, please fill in the information on the form below.

All information received is kept in strict confidence and used only by authorized persons in case of an emergency.

Please return the completed form to the Property Manager as soon as possible.

Detach Here and Return the Bottom Portion



Record of Persons Requiring Assistance

Please supply the particulars of any disability or medical condition concerning yourself and/or family member that would require assistance in an emergency. (Example: difficulty walking, respiratory issues, heart problems, hearing problems, and or bedridden).

Name:	
Suite:	
Telephone:	
Details:	



Testing Your Smoke Alarm Can Save Your Life

Over 60% of fire related deaths occur in residences without functioning smoke alarms. It is important to test your smoke alarms regularly to ensure they are performing correctly. Also remember:

- Never remove or disable smoke alarms.
- Test smoke alarms at least once a month using the test button, and make sure everyone in your home knows their sound.
- If an alarm "chirps," warning the battery is low, replace the battery right away.
- Smoke alarms should be tested monthly.
- Smoke alarms batteries should be changed annually.
- Smoke alarms should be changed every 10 years.



How To Properly Test Your Smoke Alarm

You can test the battery and sound of your smoke alarm by pressing the "Test" button (which is usually located on the front of the detector). However, this test does not actually check the sensitivity of your device to smoke.

You can safely test this aspect of your alarm by blowing out a candle underneath the device or by purchasing a can of artificial smoke from a hardware store. **Warning:** Use caution around open flame and use proper care when extinguishing candle flame.



TEST
EVERY MONTH

REFRESH
BATTERIES EVERY YEAR

CHANGE
DETECTOR EVERY 10 YRS